

Classified
Cooper Lighting Solutions Photometric Lab
1121 Highway 74 South
Peachtree City, GA 30269



Scaled data based on original data using
LM-79-08 Approved Method: Electrical and Photometric Measurements of Solid-
State Lighting Products

Test Report Prepared for
Cooper Lighting Solutions
(formerly Eaton)

Brand: McGRAW-EDISON

Report Number: P588621

Luminaire Tested: **GAT-CA6-LED-80-760-U-33-5-6-X-GHSS**

Issue Date: 11/30/2021

Test Information

Test Method: LM-79-08
Report Number: P588621
TEST IS SCALED FROM IESNA LM-79-08 TEST DATA (G3-2109-372-16)
Test Lab: COOPER LIGHTING SOLUTIONS
Issue Date: 11/30/2021
Manufacturer: COOPER LIGHTING SOLUTIONS (FORMERLY EATON)
Product Line: McGRAW-EDISON
Catalog Number: GAT-CA6-LED-80-760-U-33-5-6-X-GHSS
Description: GENERATIONS SERIES AVENUE WITH AVENUE CAGE, TYPE III REFRACTOR AND HOUSE SIDE SHIELD
Light Source: (3) 5700K CCT, 70 CRI LEDS
Ballast/Driver: -

Summary

Lumens per Lamp: N/A
Luminaire Lumens: 3690 lumens
Efficiency: N/A
Efficacy: 87.2 lumens/watt
Luminous Opening: Vertical Cylinder (Dia: 1.33' x H: 0.92')
IES Classification: Type III - Short - Non-Cutoff
BUG Rating: B1 - U0 - G2

Input Watts (W): 42.3
Input Voltage (V): 120
Input Current (Ain): NR
Voltage Rise (V): NR
Power Factor: NR
Total Harmonic Distortion (THDi): NR
Frequency (hertz): 60
Stabilization Time: NR
Operation Time: NR
Ambient Temperature (°C): NR
Test Distance: 24 FT

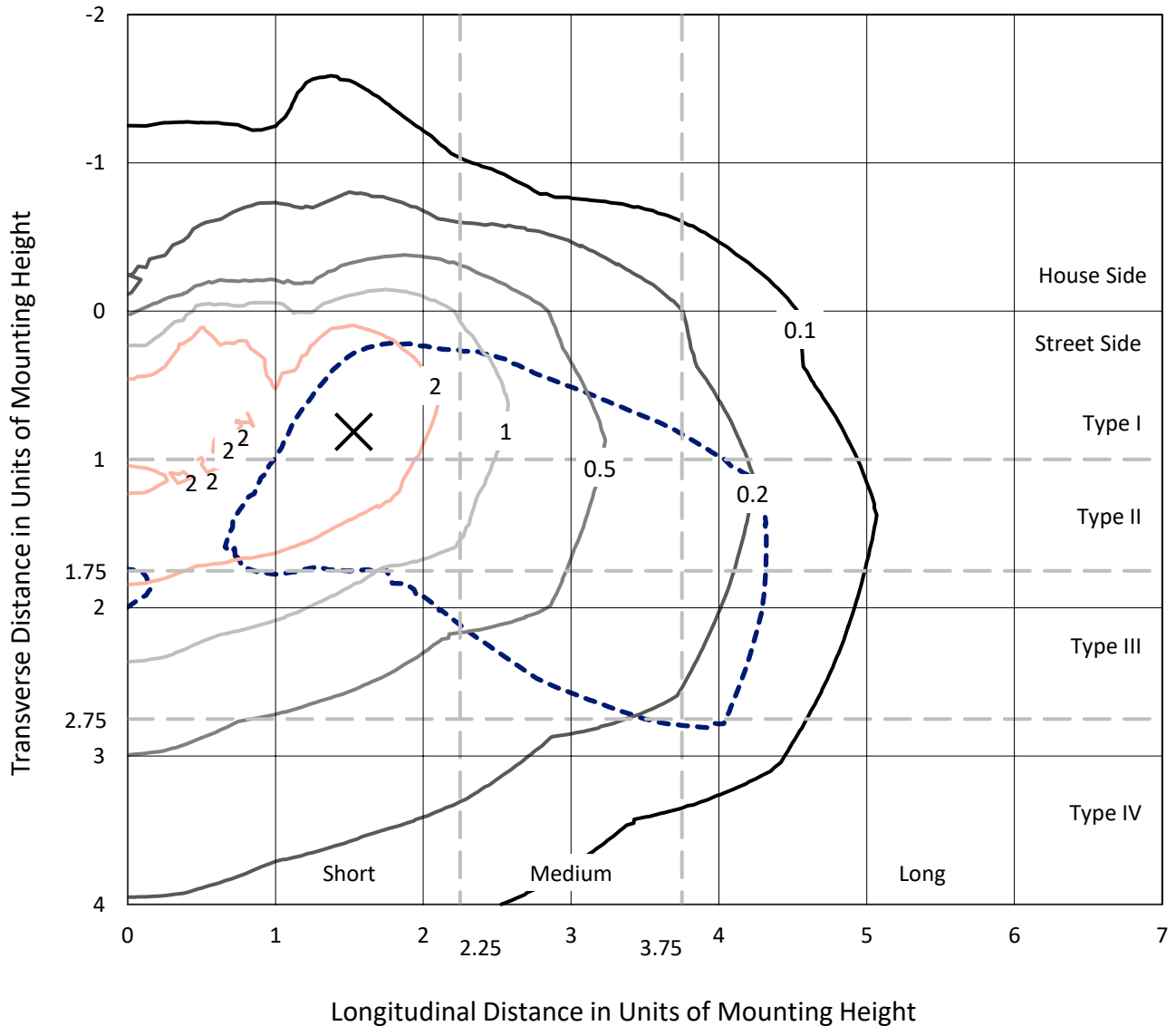


REPORT NUMBER: P588621

CATALOG NUMBER: GAT-CA6-LED-80-760-U-33-5-6-X-GHSS

Iso-Footcandle Lines of Horizontal Illumination

× Max cd
- - - 1/2 Max cd



Based on 10 foot mounting height. Maximum calculated value = 4.6 fc
Type III - Short - Non-Cutoff

Classified

Cooper Lighting Solutions Photometric Lab
1121 Highway 74 South
Peachtree City, GA 30269

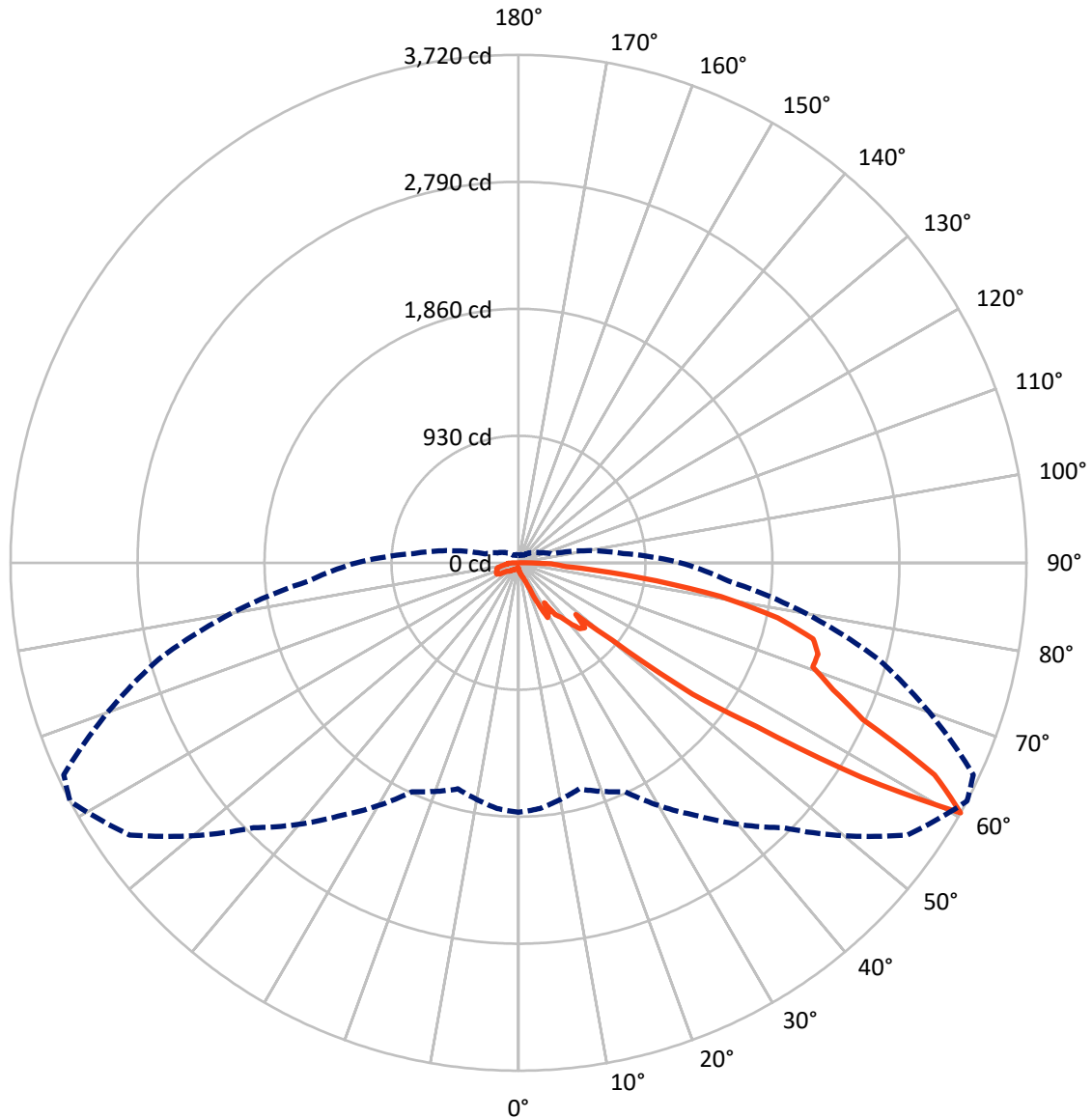
Scaled Data Report



REPORT NUMBER: P588621

CATALOG NUMBER: GAT-CA6-LED-80-760-U-33-5-6-X-GHSS

Luminous Intensity Polar Plot



— Vertical Plane Through 62-Deg Lateral - - - Horizontal Cone Through 60-Deg Vertical

Classified

Cooper Lighting Solutions Photometric Lab
1121 Highway 74 South
Peachtree City, GA 30269

Scaled Data Report



REPORT NUMBER: P588621

CATALOG NUMBER: GAT-CA6-LED-80-760-U-33-5-6-X-GHSS

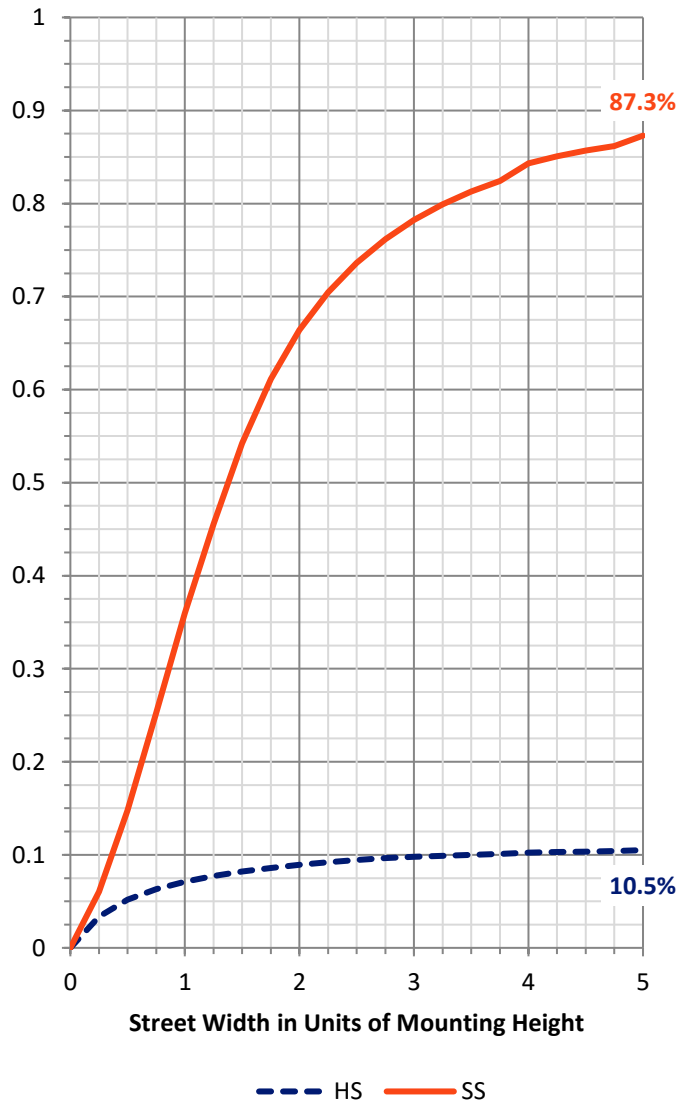
FLUX DISTRIBUTION:

		Downward	Upward	Total
House Side	Lumens	402.8	0.0	402.8
	% Fixture	10.9	0.0	10.9
Street Side	Lumens	3287.2	0.0	3287.2
	% Fixture	89.1	0.0	89.1
Total	Lumens	3690.0	0.0	3690.0
	% Fixture	100.0	0.0	100.0

ZONAL LUMENS:

Zone	Lumens	% Fixture
0°-10°	5.0	0.1
10°-20°	21.0	0.6
20°-30°	78.3	2.1
30°-40°	154.6	4.2
40°-50°	267.6	7.3
50°-60°	792.3	21.5
60°-70°	1170.5	31.7
70°-80°	938.9	25.4
80°-90°	262.0	7.1
90°-100°	0.0	0.0
100°-110°	0.0	0.0
110°-120°	0.0	0.0
120°-130°	0.0	0.0
130°-140°	0.0	0.0
140°-150°	0.0	0.0
150°-160°	0.0	0.0
160°-170°	0.0	0.0
170°-180°	0.0	0.0
0°-90°	3690.0	100.0
0°-180°	3690.0	100.0

Coefficient of Utilization



REPORT NUMBER: P588621

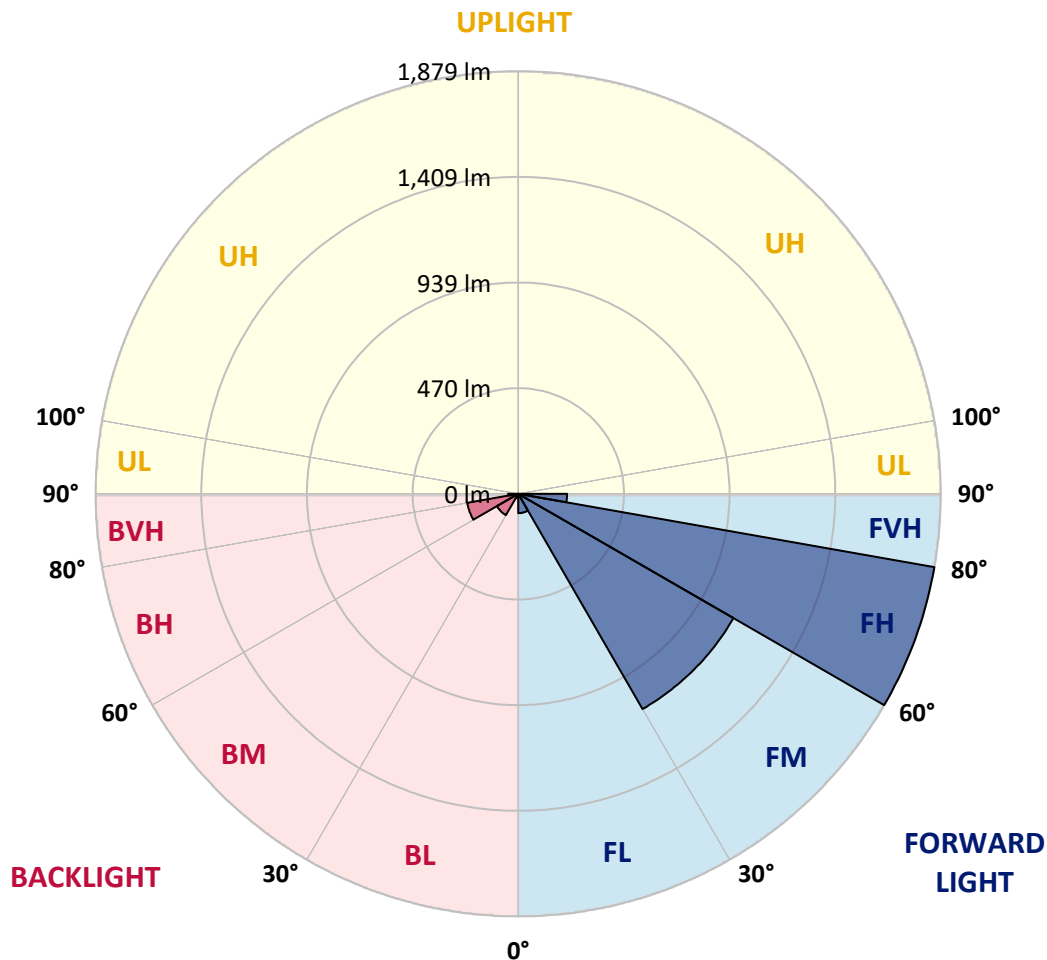
CATALOG NUMBER: GAT-CA6-LED-80-760-U-33-5-6-X-GHSS

LUMINAIRE CLASSIFICATION SYSTEM LUMEN TABLE AND BUG RATING:

Zone	Lumens	% Fixture	Zone Rating/Lumen Limit		
			B	U	G
FL (0°-30°)	86.2	2.3			
FM (30°-60°)	1105.0	29.9			
FH (60°-80°)	1878.9	50.9			G2/5000
FVH (80°-90°)	217.1	5.9			G2/225
BL (0°-30°)	18.0	0.5	B0/110		
BM (30°-60°)	109.5	3.0	B0/220		
BH (60°-80°)	230.4	6.2	B1/500		G1/500
BVH (80°-90°)	44.9	1.2			G1/100
UL (90°-100°)	0.0	0.0		U0/0	
UH (100°-180°)	0.0	0.0		U0/0	

BUG Rating: B1-U0-G2

Type III Short





REPORT NUMBER: P588621

CATALOG NUMBER: GAT-CA6-LED-80-760-U-33-5-6-X-GHSS

CANDELA DISTRIBUTION (FULL):

	0°	5°	15°	25°	35°	45°	55°	62°	65°	75°	85°
0°	43.9	43.9	43.9	43.9	43.9	43.9	43.9	43.9	43.9	43.9	43.9
2.5°	61.8	60.8	58.8	56.8	55.8	54.8	53.8	52.8	51.8	48.8	46.9
5°	75.8	74.8	72.8	69.8	66.8	64.8	63.8	62.8	60.8	57.8	52.8
7.5°	85.7	85.7	85.7	83.7	80.7	76.8	73.8	71.8	69.8	65.8	60.8
10°	97.7	96.7	96.7	93.7	90.7	87.7	85.7	83.7	81.7	75.8	67.8
12.5°	106.7	105.7	104.7	101.7	100.7	97.7	96.7	92.7	90.7	83.7	73.8
15°	116.6	115.6	113.6	112.6	109.7	107.7	108.7	107.7	105.7	96.7	81.7
17.5°	127.6	126.6	125.6	125.6	125.6	123.6	122.6	120.6	118.6	104.7	86.7
20°	149.5	146.5	143.6	141.6	145.5	146.5	146.5	144.5	144.5	120.6	99.7
22.5°	190.4	187.4	185.4	170.5	176.4	204.4	213.3	203.4	205.4	158.5	109.7
25°	299.1	289.1	284.1	286.1	303.1	334.0	338.9	327.0	333.0	246.2	175.5
27.5°	349.9	351.9	390.8	430.7	435.6	451.6	478.5	453.6	440.6	315.0	219.3
30°	356.9	360.9	432.6	464.5	452.6	444.6	504.4	431.6	409.7	298.1	241.2
32.5°	329.0	346.9	423.7	436.6	408.7	364.9	408.7	347.9	340.9	259.2	229.3
35°	381.8	390.8	425.7	375.8	366.9	420.7	533.3	467.5	451.6	320.0	220.3
37.5°	462.6	459.6	526.4	565.2	551.3	496.4	555.3	505.4	492.5	402.7	315.0
40°	565.2	558.3	639.0	656.9	644.0	641.0	718.8	585.2	560.2	449.6	373.8
42.5°	594.1	596.1	648.0	691.8	681.9	680.9	797.5	659.9	622.1	454.6	410.7
45°	607.1	618.1	717.8	690.8	700.8	682.9	786.5	679.9	648.0	505.4	483.5
47.5°	527.4	533.3	670.9	671.9	545.3	549.3	642.0	566.2	543.3	395.8	416.7
50°	680.9	679.9	729.7	689.8	632.0	731.7	919.1	890.2	873.3	594.1	462.6
52.5°	984.9	974.0	1049.7	1112.5	1100.6	1330.8	1610.0	1598.0	1537.2	1165.4	730.7
55°	1295.9	1291.0	1374.7	1596.0	1702.7	1919.0	2190.1	2114.4	2091.5	1716.6	1148.4
57.5°	1552.1	1553.1	1580.1	1770.5	1987.8	2406.5	2876.0	2964.7	2917.9	2216.1	1395.6
60°	1828.3	1806.3	1714.6	1850.2	2256.9	2743.4	3476.1	3720.4	3675.5	2726.5	1545.2
62.5°	1847.2	1825.3	1668.8	1806.3	2117.4	2565.0	3222.9	3421.3	3473.1	2865.0	1590.0
65°	1763.5	1736.6	1543.2	1645.9	1772.5	2043.6	2850.1	2771.3	2846.1	2822.2	1589.0
67.5°	1670.8	1648.8	1467.4	1553.1	1650.8	1832.3	2682.6	2486.2	2563.0	2654.7	1663.8
70°	1577.1	1546.2	1399.6	1492.3	1613.0	1735.6	2470.3	2285.8	2265.9	2249.0	1589.0
72.5°	1561.1	1537.2	1381.7	1446.5	1583.0	1673.8	2435.4	2293.8	2273.9	2169.2	1453.5
75°	1439.5	1437.5	1288.0	1348.8	1513.3	1570.1	2338.7	2230.0	2188.2	2053.6	1279.0
77.5°	1162.4	1147.4	1038.8	1102.6	1251.1	1329.8	2012.7	1941.9	1918.0	1792.4	1057.7
80°	781.6	768.6	721.7	758.6	897.2	966.0	1510.3	1504.3	1486.4	1403.6	781.6
82.5°	444.6	466.5	422.7	439.6	487.5	572.2	939.1	898.2	885.2	826.4	443.6
85°	250.2	245.2	228.3	226.3	264.2	260.2	405.7	347.9	361.9	313.0	211.3
87.5°	180.4	184.4	166.5	166.5	184.4	182.4	255.2	240.2	238.3	223.3	151.5
90°	0.0	0.0	0.0	0.0	0.0	0.0	0.0	0.0	0.0	0.0	0.0



REPORT NUMBER: P588621

CATALOG NUMBER: GAT-CA6-LED-80-760-U-33-5-6-X-GHSS

CANDELA DISTRIBUTION (continued):

	90°	95°	105°	115°	125°	135°	145°	155°	165°	175°	180°
0°	43.9	43.9	43.9	43.9	43.9	43.9	43.9	43.9	43.9	43.9	43.9
2.5°	45.9	44.9	41.9	38.9	33.9	28.9	25.9	27.9	28.9	29.9	29.9
5°	49.8	47.9	41.9	35.9	29.9	24.9	20.9	18.9	18.9	19.9	19.9
7.5°	58.8	55.8	47.9	40.9	32.9	27.9	22.9	19.9	17.9	17.9	17.9
10°	63.8	60.8	51.8	43.9	35.9	29.9	24.9	20.9	18.9	17.9	17.9
12.5°	68.8	64.8	55.8	46.9	37.9	30.9	25.9	21.9	20.9	20.9	20.9
15°	74.8	68.8	57.8	47.9	38.9	31.9	25.9	22.9	21.9	21.9	21.9
17.5°	80.7	74.8	61.8	48.8	39.9	31.9	26.9	22.9	21.9	22.9	22.9
20°	90.7	79.8	61.8	49.8	39.9	31.9	26.9	22.9	22.9	22.9	22.9
22.5°	95.7	86.7	65.8	50.8	40.9	32.9	26.9	22.9	22.9	22.9	22.9
25°	147.5	109.7	68.8	52.8	41.9	33.9	26.9	23.9	22.9	23.9	23.9
27.5°	185.4	154.5	78.8	55.8	42.9	34.9	27.9	23.9	23.9	24.9	24.9
30°	206.4	176.4	85.7	60.8	45.9	35.9	28.9	24.9	24.9	24.9	24.9
32.5°	196.4	159.5	86.7	66.8	50.8	37.9	29.9	25.9	25.9	25.9	25.9
35°	170.5	131.6	84.7	67.8	53.8	41.9	31.9	26.9	26.9	25.9	25.9
37.5°	238.3	165.5	87.7	67.8	55.8	44.9	34.9	28.9	27.9	26.9	26.9
40°	282.1	184.4	96.7	72.8	55.8	45.9	36.9	31.9	29.9	28.9	27.9
42.5°	313.0	202.4	103.7	79.8	61.8	47.9	37.9	34.9	31.9	29.9	29.9
45°	357.9	214.3	112.6	87.7	67.8	52.8	40.9	35.9	34.9	32.9	31.9
47.5°	327.0	218.3	121.6	96.7	74.8	57.8	44.9	38.9	37.9	35.9	34.9
50°	335.9	212.3	124.6	102.7	81.7	61.8	48.8	42.9	40.9	38.9	38.9
52.5°	458.6	281.1	136.6	105.7	84.7	67.8	52.8	46.9	44.9	42.9	42.9
55°	748.7	430.7	168.5	116.6	87.7	69.8	56.8	51.8	48.8	46.9	45.9
57.5°	977.9	608.1	213.3	142.6	104.7	73.8	58.8	56.8	54.8	50.8	49.8
60°	1186.3	770.6	251.2	171.5	131.6	95.7	67.8	62.8	61.8	55.8	53.8
62.5°	1355.8	905.2	282.1	187.4	150.5	123.6	92.7	77.8	69.8	62.8	60.8
65°	1417.6	950.0	294.1	190.4	155.5	137.6	116.6	105.7	82.7	71.8	69.8
67.5°	1441.5	940.1	300.1	184.4	151.5	137.6	122.6	123.6	100.7	79.8	76.8
70°	1394.6	901.2	297.1	178.4	145.5	133.6	119.6	115.6	104.7	85.7	81.7
72.5°	1289.0	865.3	296.1	177.4	143.6	128.6	110.7	98.7	89.7	84.7	82.7
75°	1183.3	841.4	292.1	176.4	140.6	121.6	100.7	85.7	73.8	74.8	76.8
77.5°	1004.9	742.7	270.2	163.5	126.6	105.7	86.7	75.8	66.8	65.8	65.8
80°	759.6	551.3	221.3	136.6	103.7	85.7	71.8	67.8	62.8	60.8	59.8
82.5°	420.7	290.1	142.6	101.7	81.7	66.8	60.8	60.8	57.8	54.8	54.8
85°	192.4	162.5	105.7	84.7	69.8	57.8	52.8	52.8	49.8	46.9	45.9
87.5°	149.5	128.6	89.7	78.8	67.8	56.8	50.8	50.8	47.9	45.9	45.9
90°	0.0	0.0	0.0	0.0	0.0	0.0	0.0	0.0	0.0	0.0	0.0

(END OF REPORT)